



smart choice  
making the difference



Elite HDvoice headsets series  
user manual

[www.axtelheadsets.com](http://www.axtelheadsets.com)

# Thank you for choosing AxTel

The AxTel headsets were designed to satisfy the needs of all users. Thanks to focusing on the most important parameters, AxTel quickly became a leading brand in the headset industry.

Please read this instruction manual before using the product for the first time and keep it in hand to refer to when needed.

## Table of contents

Package contents	3
Key features	3
Technical support	3
Headset models	4
Headset adjustment	5



### Warning

**Caution!** Do not use headsets at high volume for a long period of time. Excessive noise causes hearing impairment.

Always use volume adjustment.

More information can be found on [www.axtelheadsets.com](http://www.axtelheadsets.com)

## Package contents

1. Headset	mono / duo
2. Leatherette ear cushions	1 pc / 2 pcs
3. Foam ear cushions	1 pc / 2 pcs
4. Hygiene cover for earpads	1 pc / 2 pcs
5. Foam microphone cover	1 pc / 1 pc

## Key features

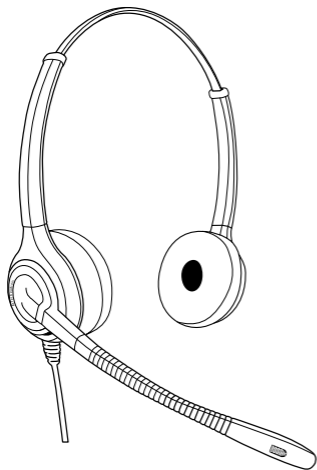
- Perfect HD quality sound
- Microphone with excellent noise cancellation
- Flexible microphone boom ensuring proper microphone adjustment
- Structure coated in gummed material
- Soft ear cushions reducing pressure on the ears
- Comfort and perfect adjustment
- Exceptional attention to details
- Fully compatible with IP telephony
- Perfect solution for office and Call Center environments
- Effectively isolates from background noise

## Technical support

If you do not find answer to your question or a solution to a problem in this manual, do not hesitate to contact us.

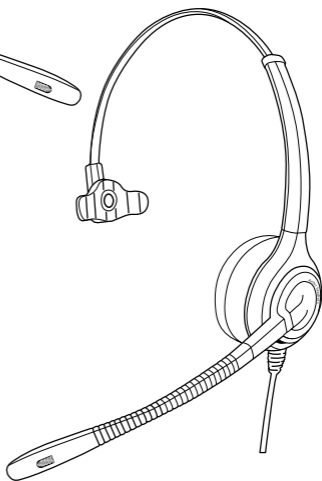
Visit our website: [www.axtelheadsets.com](http://www.axtelheadsets.com)

## AxTel Elite HDvoice series



Elite HDvoice  
duo

Elite HDvoice  
mono

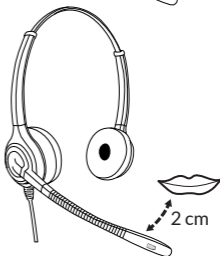
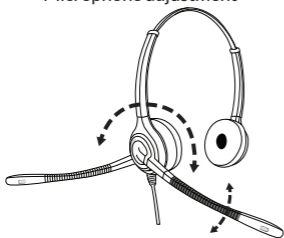


# Headset adjustment

## Headband adjustment



## Microphone adjustment



## Headset positioning

