



# Electronic Hook Switch Guide

Summer 2015

SAVI 700 SERIES | CS500 SERIES | MDA200 | VOYAGER LEGEND CS

Next ▶

✕ Exit

# Electronic Hook Switch Guide Contents

Electronic Hook Switch Cables (EHS) provide remote desk phone call control (answer/end) with your Plantronics wireless headset system (or the MDA200 headset hub). We offer cables that are compatible with many of the most popular office desk phones.

We also have a handset lifter accessory that can be used with most desk phones that are not compatible with one of our EHS cables. Visit [plantronics.com](http://plantronics.com) for more information.



**1**  
APPLE MODELS



**9**  
FUNKWERK PHONE MODELS



**15**  
TENOVIS PHONE MODELS



**2-3**  
ALCATEL-LUCENT ENTERPRISE PHONE MODELS



**10**  
MITEL PHONE MODELS



**16**  
TIPEL PHONE MODELS



**4**  
AGFEO PHONE MODELS



**11**  
NEC PHONE MODELS



**17**  
TOSHIBA PHONE MODELS



**5**  
AVAYA PHONE MODELS



**12**  
POLYCOM PHONE MODELS



**18-19**  
T-SYSTEMS PHONE MODELS



**6**  
AVAYA-NORTEL MODELS



**13**  
SHORETEL PHONE MODELS



**20**  
UNIFY PHONE MODELS






**7-8**  
CISCO PHONE MODELS



**14**  
SNOM PHONE MODELS

©2015 Plantronics, Inc. Plantronics, Savi, and Voyager Legend are trademarks of Plantronics, Inc. registered in the US and other countries. CS500 and MDA200 are trademarks of Plantronics, Inc. Apple and iPhone are trademarks of Apple, Inc. registered in the US and other countries. 10.15

# Electronic Hook Switch Adapter for Apple iPhones

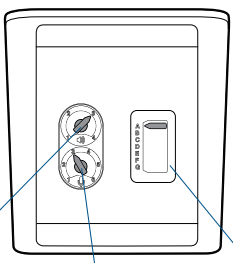
<p><b>Apple</b></p>  <p>iPHONE MODELS          iPhone 4          iPhone 4S          iPhone 5          iPhone 5C          iPhone 5S          iPhone 6          iPhone 6+</p>	<p><b>EHS Cable</b></p> <p>API-28          PN: 202268-01</p> 	<p><b>Plantronics Audio Solutions</b></p>  <p><b>CS500/CS500 XD SERIES</b>          Wireless headsets          manage desk          phone calls</p>
--	---	--

## EHS Setup

Use the EHS setup below to automatically answer a mobile phone call by pressing a button on your CS500 Series headset.

**iPHONE MODELS:** iPHONE 4, iPHONE 4S, iPHONES, iPHONE 5C, iPHONE 5S, iPHONE6, iPHONE 6+

**SETUP**

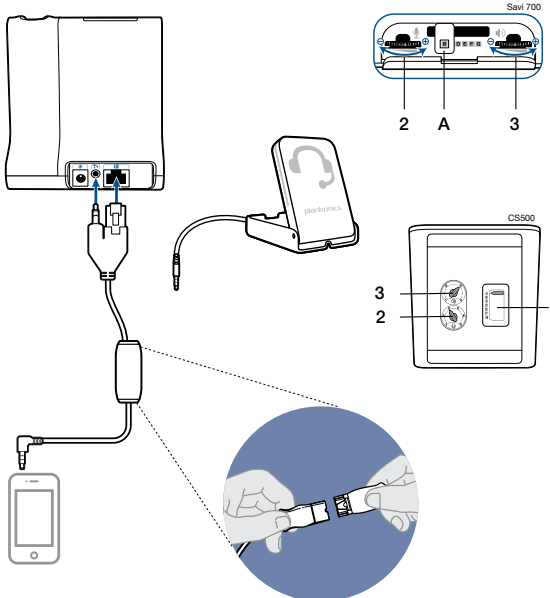
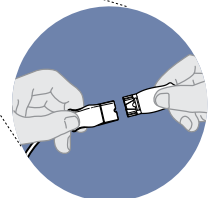
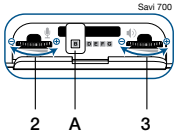
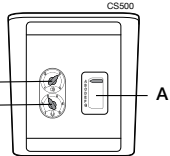


**1**  
 Desk Phone Listening Volume  
 Hörlautstärke Festnetztelefon  
 Volumen de escucha del teléfono de escritorio  
 Volume d'écoute du téléphone de bureau  
 Volume di ascolto del telefono fisso  
 Regelaar voor luistervolume
















**2**  
 Desk Phone Speaking Volume  
 Sprachlautstärke Festnetztelefon  
 Volumen de conversación del teléfono de escritorio  
 Volume à l'émission du téléphone de bureau  
 Volume di conversazione del telefono fisso  
 Spraakvolume bureautelefoon

**3**  
 Configuration Switch  
 Konfigurationsschalter  
 Interruptor de configuración  
 Interrupteur de configuration  
 Interruttore di configurazione  
 Configuratieschakelaar

**CONFIGURATION**

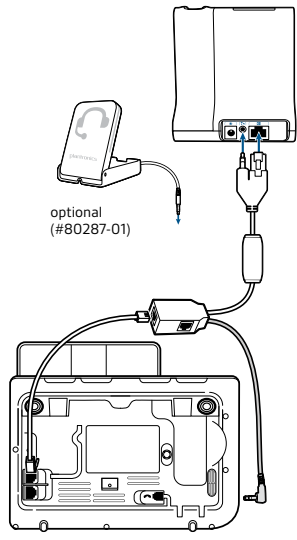
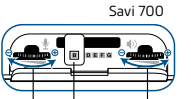
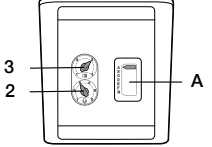
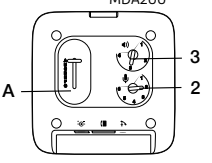
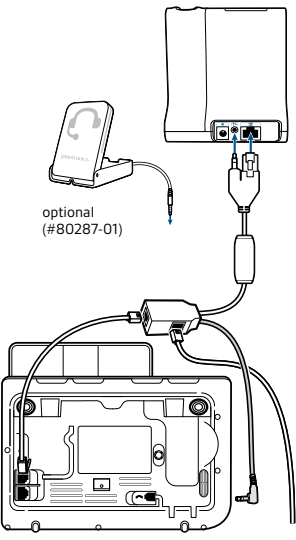
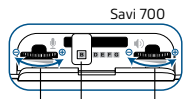
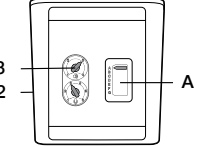
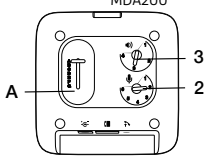





# Electronic Hook Switch for Alcatel-Lucent Enterprise

<p><b>Alcatel-Lucent Enterprise</b></p>  <p><b>DESK PHONE MODELS</b> 4029 4039 IP Touch 4028 IP Touch 4038 IP Touch 4068</p>	+	<p><b>EHS Cable</b></p> <p>APA-23* PN: 38908-11</p>  <p>*APA-23 replaces APA-20 and APA-22</p>	+	<p><b>Plantronics Audio Solutions</b></p>  <table border="0"> <tr> <td data-bbox="1228 365 1354 511">  <p><b>SAVI 700 SERIES</b> Wireless headset system manages PC, mobile and desk phone calls</p> </td> <td data-bbox="1396 365 1522 511">  <p><b>CS500/CS500 XD SERIES</b> Wireless headsets manage desk phone calls</p> </td> <td data-bbox="1585 406 1732 511">  <p><b>MDA200</b> Enables USB connectivity to the desk phone to manage both PC and desk phone calls</p> </td> <td data-bbox="1816 341 1942 511">  <p><b>VOYAGER LEGEND CS</b> Wireless Bluetooth headset system manages desk phone and mobile calls</p> </td> </tr> </table>	 <p><b>SAVI 700 SERIES</b> Wireless headset system manages PC, mobile and desk phone calls</p>	 <p><b>CS500/CS500 XD SERIES</b> Wireless headsets manage desk phone calls</p>	 <p><b>MDA200</b> Enables USB connectivity to the desk phone to manage both PC and desk phone calls</p>	 <p><b>VOYAGER LEGEND CS</b> Wireless Bluetooth headset system manages desk phone and mobile calls</p>
 <p><b>SAVI 700 SERIES</b> Wireless headset system manages PC, mobile and desk phone calls</p>	 <p><b>CS500/CS500 XD SERIES</b> Wireless headsets manage desk phone calls</p>	 <p><b>MDA200</b> Enables USB connectivity to the desk phone to manage both PC and desk phone calls</p>	 <p><b>VOYAGER LEGEND CS</b> Wireless Bluetooth headset system manages desk phone and mobile calls</p>					
















## EHS Setup

Use the EHS setup below to automatically answer a desk phone call by pressing a button on your Savi 700 Series or CS500 Series headset or MDA200 or Voyager Legend CS.

<p><b>ALCATEL-LUCENT ENTERPRISE MODELS: IP TOUCH 4028, 4038, 4068</b></p> <p><b>SETUP</b></p>  <p><b>CONFIGURATION</b></p> <p>Savi 700</p>  <p>CS500/CS500 XD, Voyager Legend CS</p>  <p>MDA200</p> 	<p><b>ALCATEL-LUCENT ENTERPRISE MODELS: 4029, 4039</b> (Note: Voyager Legend CS Mobile connectivity is not possible with these particular phones)</p> <p><b>SETUP</b></p>  <p><b>CONFIGURATION</b></p> <p>Savi 700</p>  <p>CS500/CS500 XD, Voyager Legend CS</p>  <p>MDA200</p> 
---	---

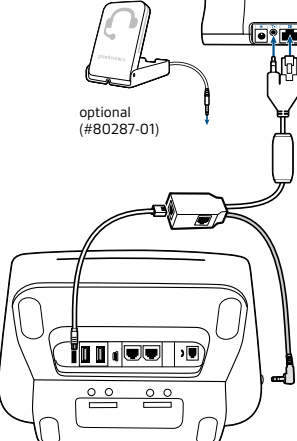
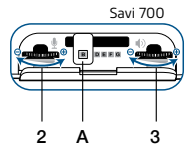
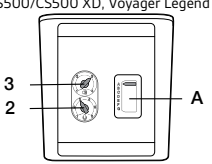
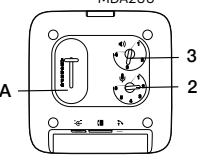
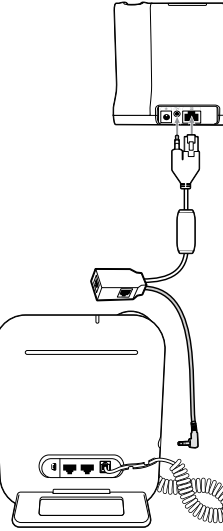
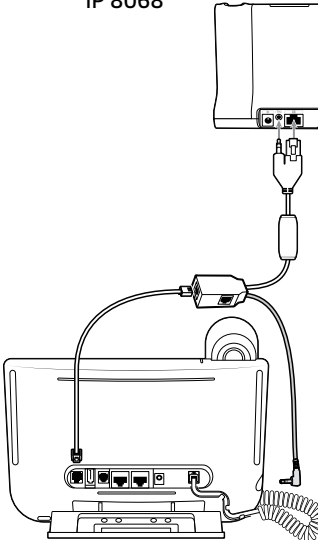
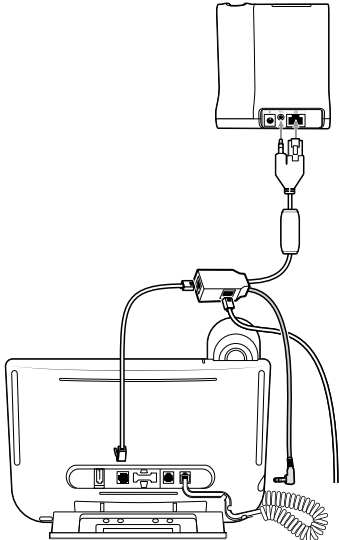
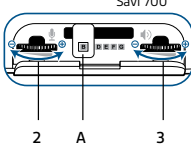
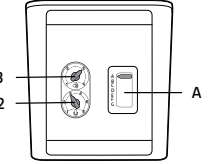
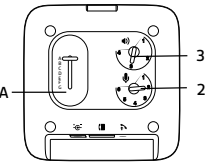








# Electronic Hook Switch for Alcatel-Lucent Enterprise







<p><b>Alcatel-Lucent Enterprise</b></p>  <p><b>DESK PHONE MODELS</b>              8012              IP 8028              IP 8038              IP 8068              TDM 8029              TDM 8039              8082 My IC Phone</p>	+	<p><b>EHS Cable</b></p> <p>APA-23*              PN: 38908-11</p>  <p>*APA-23 replaces APA-20 and APA-22</p>	+	<p><b>Plantronics Audio Solutions</b></p>  <table border="0"> <tr> <td data-bbox="1228 365 1354 511">  <p><b>SAVI 700 SERIES</b> Wireless headset system manages PC, mobile and desk phone calls</p> </td> <td data-bbox="1407 365 1533 511">  <p><b>CS500/CS500 XD SERIES</b> Wireless headsets manage desk phone calls</p> </td> <td data-bbox="1596 406 1732 511">  <p><b>MDA200</b> Enables USB connectivity to the desk phone to manage both PC and desk phone calls</p> </td> <td data-bbox="1816 341 1942 511">  <p><b>VOYAGER LEGEND CS</b> Wireless Bluetooth headset system manages desk phone and mobile calls</p> </td> </tr> </table>	 <p><b>SAVI 700 SERIES</b> Wireless headset system manages PC, mobile and desk phone calls</p>	 <p><b>CS500/CS500 XD SERIES</b> Wireless headsets manage desk phone calls</p>	 <p><b>MDA200</b> Enables USB connectivity to the desk phone to manage both PC and desk phone calls</p>	 <p><b>VOYAGER LEGEND CS</b> Wireless Bluetooth headset system manages desk phone and mobile calls</p>
 <p><b>SAVI 700 SERIES</b> Wireless headset system manages PC, mobile and desk phone calls</p>	 <p><b>CS500/CS500 XD SERIES</b> Wireless headsets manage desk phone calls</p>	 <p><b>MDA200</b> Enables USB connectivity to the desk phone to manage both PC and desk phone calls</p>	 <p><b>VOYAGER LEGEND CS</b> Wireless Bluetooth headset system manages desk phone and mobile calls</p>					

## EHS Setup

Use the EHS setup below to automatically answer a desk phone call by pressing a button on your Savi 700 Series or CS500 Series headset or MDA200 or Voyager Legend CS.

<p><b>ALCATEL-LUCENT ENTERPRISE MODELS: 8082 MY IC PHONE</b></p> <p><b>SETUP</b></p>  <p>optional (#80287-01)</p> <p><b>CONFIGURATION</b></p> <p><b>Savi 700</b></p>  <p>2 A 3</p> <p><b>CS500/CS500 XD, Voyager Legend CS</b></p>  <p>3 2 A</p> <p><b>MDA200</b></p>  <p>3 2 A</p>	<p><b>ALCATEL-LUCENT ENTERPRISE MODELS: 8012, IP 8038, IP 8068, TDM 8029, TDM 8039</b></p> <table border="0"> <tr> <td data-bbox="714 852 955 1502"> <p><b>SETUP - 8012</b></p>  </td> <td data-bbox="976 852 1291 1502"> <p><b>SETUP - IP 8028 IP 8038 IP 8068</b></p>  </td> <td data-bbox="1312 852 1648 1502"> <p><b>SETUP - TDM 8029 TDM 8039</b></p>  </td> </tr> </table> <p><b>Savi 700</b></p>  <p>2 A 3</p> <p><b>CS500/CS500 XD, Voyager Legend CS</b></p>  <p>3 2 A</p> <p><b>MDA200</b></p>  <p>3 2 A</p>	<p><b>SETUP - 8012</b></p> 	<p><b>SETUP - IP 8028 IP 8038 IP 8068</b></p> 	<p><b>SETUP - TDM 8029 TDM 8039</b></p> 
<p><b>SETUP - 8012</b></p> 	<p><b>SETUP - IP 8028 IP 8038 IP 8068</b></p> 	<p><b>SETUP - TDM 8029 TDM 8039</b></p> 		

# Electronic Hook Switch for Agfeo

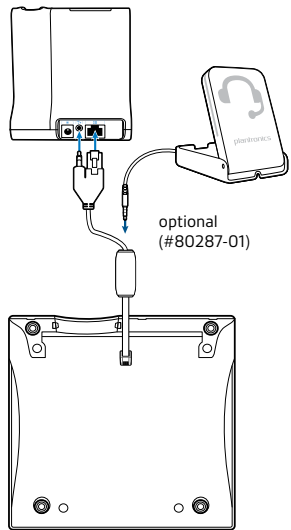
<p><b>Agfeo</b></p>  <p>DESK PHONE MODELS ST30 ST31 ST40 ST40IP</p>	+	<p><b>EHS Cable</b></p> <p>APS-11* PN: 37818-11</p>  <p>*APS-11 replaces APS-10</p>	+	<p><b>Plantronics Audio Solutions</b></p>
				<div style="display: flex; justify-content: space-around; align-items: flex-start;"> <div style="text-align: center;">  <p><b>SAVI 700 SERIES</b> Wireless headset system manages PC, mobile and desk phone calls</p> </div> <div style="text-align: center;">  <p><b>CS500/CS500 XD SERIES</b> Wireless headsets manage desk phone calls</p> </div> <div style="text-align: center;">  <p><b>MDA200™</b> Enables USB connectivity to the desk phone to manage both PC and desk phone calls</p> </div> <div style="text-align: center;">  <p><b>VOYAGER LEGEND® CS</b> Wireless Bluetooth headset system manages desk phone and mobile calls</p> </div> </div>

## EHS Setup

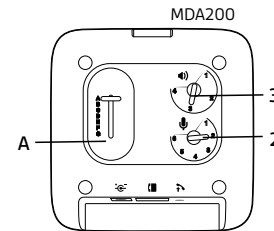
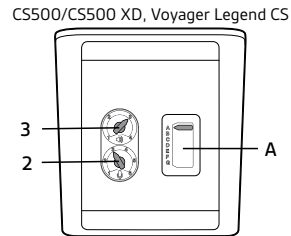
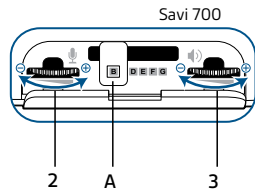
Use the EHS setup below to automatically answer a desk phone call by pressing a button on your Savi 700 Series or CS500 Series headset or MDA200 or Voyager Legend CS.

**AGFEO MODELS: ST30, ST31, ST40, ST40IP**

### SETUP



### CONFIGURATION



# Electronic Hook Switch for Avaya

**Avaya**



APV-63 CABLE		
1408	6416D+M	9621
1416	9404	9630
1608	9406	9640
1616	9504	9641G
2410	9508	9650
4630	9608	9670
5410	9611	9620L
6224D+M		9620

APV-66 CABLE		
2420	4621SW	5420
4610	4622SW	5610
4610SW	4625SW	5620
4620	4630SW	5621
4620SW		

**EHS Cable**

APV-63\*  
PN: 38734-11





APV-66\*  
PN: 38633-11




\*APV-63 replaces APV-62; APV-66 replaces APV-65

**Plantronics Audio Solutions**







**SAVI 700 SERIES**  
Wireless headset system manages PC, mobile and desk phone calls



**CS500/CS500 XD SERIES**  
Wireless headsets manage desk phone calls



**MDA200**  
Enables USB connectivity to the desk phone to manage both PC and desk phone calls



**VOYAGER LEGEND CS**  
Wireless Bluetooth headset system manages desk phone and mobile calls

## EHS Setup

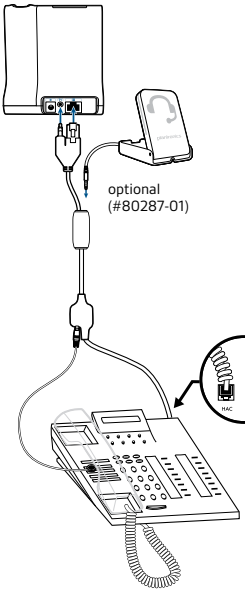
Use the EHS setup below to automatically answer a desk phone call by pressing a button on your Savi 700 Series or CS500 Series headset or MDA200 or Voyager Legend CS.

**AVAYA MODELS:** 1408, 1416, 1608, 1616, 9404, 9406, 9504, 9508, 9608, 9611, 9620, 9621, 9630, 9640, 9641G, 9650, 9670, 9620L

**AVAYA MODELS:** 2410, 4630, 6416D+M, 6424D+M

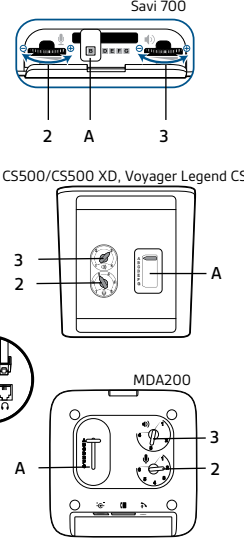
**AVAYA MODELS:** 2420, 4610, 4610SW, 4620, 4620SW, 4621SW, 4622SW, 4625SW, 4630SW, 5410, 5420, 5610, 5620, 5621

**SETUP**



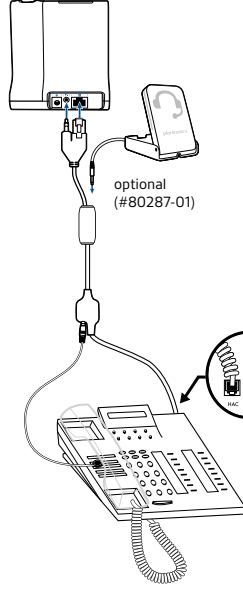
optional (#80287-01)

**CONFIGURATION**



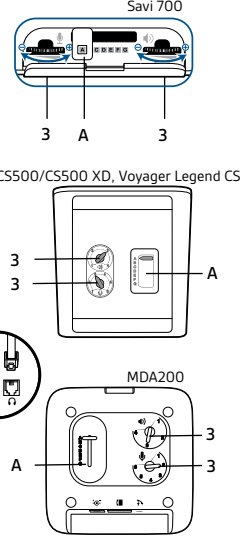
Savi 700: 2 A 3  
CS500/CS500 XD, Voyager Legend CS: 3 A  
MDA200: 3 A 2

**SETUP**



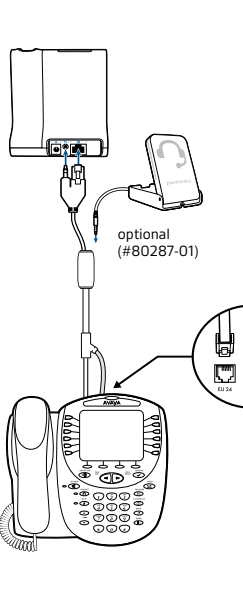
optional (#80287-01)

**CONFIGURATION**



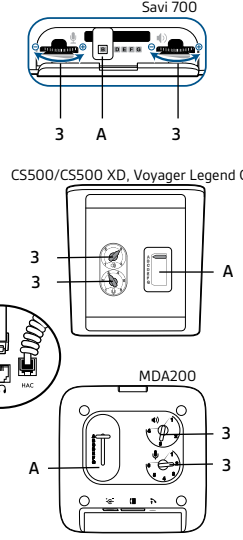
Savi 700: 3 A 3  
CS500/CS500 XD, Voyager Legend CS: 3 A  
MDA200: 3 A 3

**SETUP**









optional (#80287-01)

**CONFIGURATION**



Savi 700: 3 A 3  
CS500/CS500 XD, Voyager Legend CS: 3 A  
MDA200: 3 A 3

# Electronic Hook Switch for Avaya-Nortel

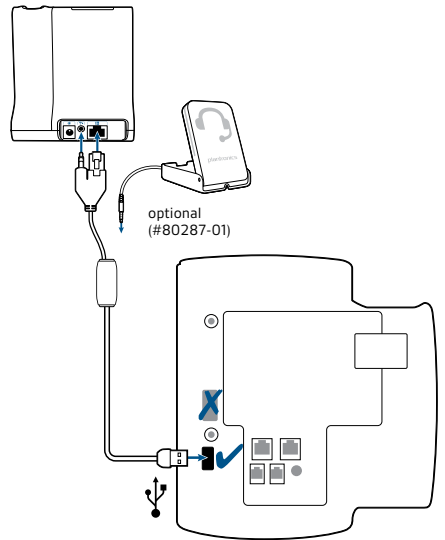
<p><b>Avaya-Nortel</b></p> <p>DESK PHONE MODELS 1120E 1140E 1150E 1165E</p> 	<p><b>EHS Cable</b></p> <p>APU-72 PN: 202578-01</p> 	<p><b>Plantronics Audio Solutions</b></p> <div style="display: flex; justify-content: space-around;"> <div data-bbox="1207 316 1354 511">  <p><b>SAVI 700 SERIES</b> Wireless headset system manages PC, mobile and desk phone calls</p> </div> <div data-bbox="1396 349 1543 511">  <p><b>CS500/CS500 XD SERIES</b> Wireless headsets manage desk phone calls</p> </div> <div data-bbox="1585 397 1743 511">  <p><b>MDA200</b> Enables USB connectivity to the desk phone to manage both PC and desk phone calls</p> </div> <div data-bbox="1806 341 1953 511">  <p><b>VOYAGER LEGEND CS</b> Wireless Bluetooth headset system manages desk phone and mobile calls</p> </div> </div>
---	--	---

## EHS Setup

Use the EHS setup below to automatically answer a desk phone call by pressing a button on your Savi 700 Series or CS500 Series headset or MDA200 or Voyager Legend CS.

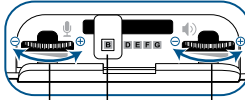
**NORTEL MODELS: 1120E, 1140E, 1150E, 1165E**

**SETUP**



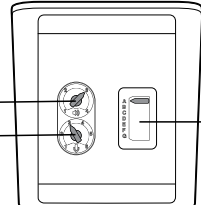
**CONFIGURATION**

Savi 700



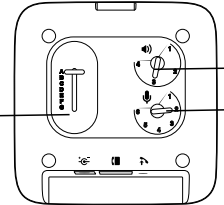
2 A 3

CS500/CS500 XD, Voyager Legend CS



3 2 A









MDA200



3 2 A



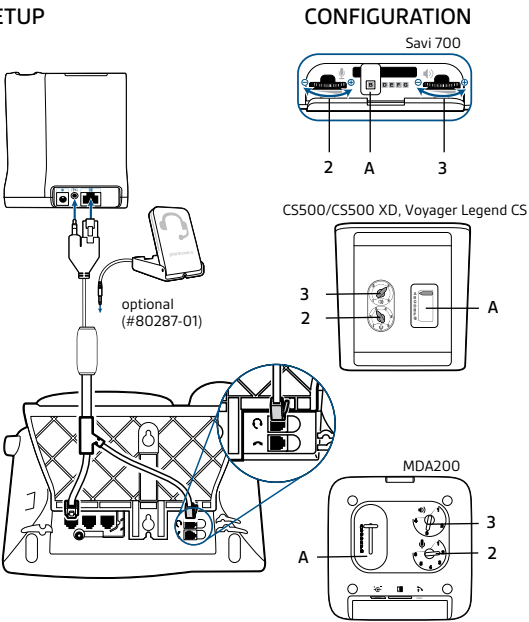
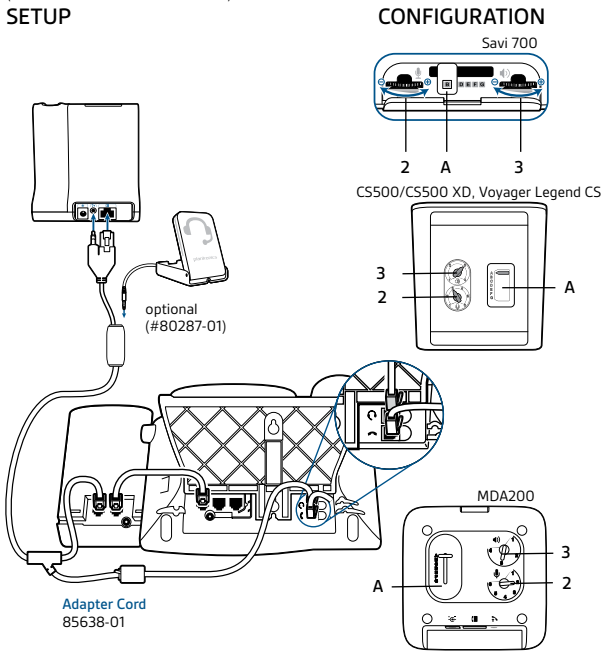
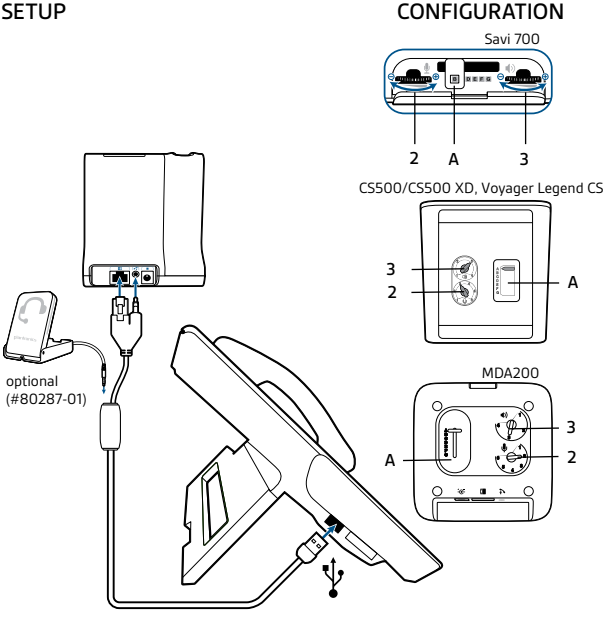
# Electronic Hook Switch for Cisco

<p><b>Cisco</b></p> 	<p><b>DESK PHONE MODELS</b></p> <p>APC-42 CABLE</p> <table border="0"> <tr><td>6945</td><td>7962G</td></tr> <tr><td>7821</td><td>7965G</td></tr> <tr><td>7841</td><td>7975G</td></tr> <tr><td>7861</td><td>8841</td></tr> <tr><td>7942G</td><td>8851</td></tr> <tr><td>7945G</td><td>8861</td></tr> </table>	6945	7962G	7821	7965G	7841	7975G	7861	8841	7942G	8851	7945G	8861	<p><b>EHS Cable</b></p> <p>APC-42* PN: 38350-12</p>  <p>APU-72* PN: 202578-01</p> 	<p><b>Plantronics Audio Solutions</b></p>     
	6945	7962G													
7821	7965G														
7841	7975G														
7861	8841														
7942G	8851														
7945G	8861														
<p>APU-72 CABLE</p> <table border="0"> <tr><td>8851</td><td>DX650</td></tr> <tr><td>8861</td><td>DX70</td></tr> <tr><td>8961</td><td>DX80</td></tr> <tr><td>9951</td><td></td></tr> <tr><td>9971</td><td></td></tr> </table>	8851	DX650	8861	DX70	8961	DX80	9951		9971		<p><b>SAVI 700 SERIES</b> Wireless headset system manages PC, mobile and desk phone calls</p> <p><b>CS500/CS500 XD SERIES</b> Wireless headsets manage desk phone calls</p> <p><b>MDA200</b> Enables USB connectivity to the desk phone to manage both PC and desk phone calls</p> <p><b>VOYAGER LEGEND CS</b> Wireless Bluetooth headset system manages desk phone and mobile calls</p>				
8851	DX650														
8861	DX70														
8961	DX80														
9951															
9971															







\*APC-42 replaces APC-41; APU-72 replaces APU-71

## EHS Setup

Use the EHS setup below to automatically answer a desk phone call by pressing a button on your Savi 700 Series or CS500 Series headset or MDA200 or Voyager Legend CS.

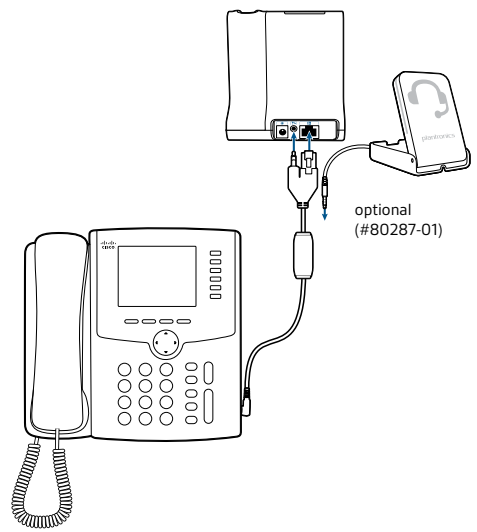
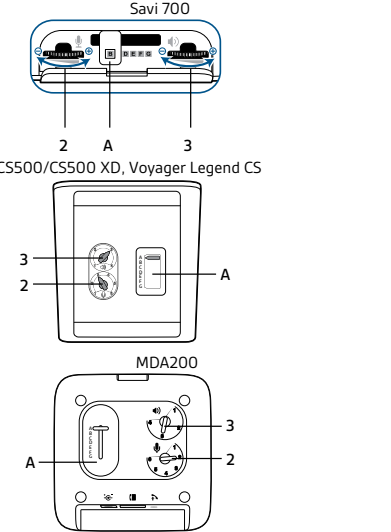
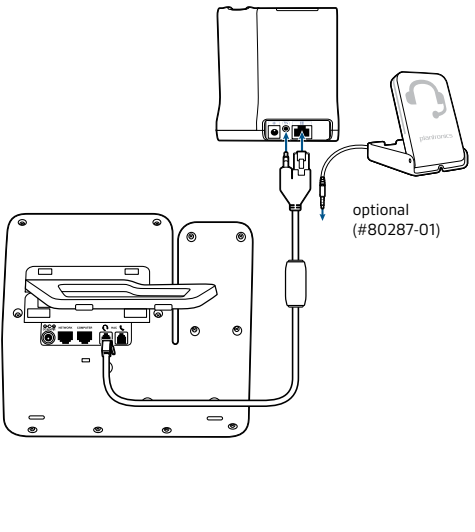
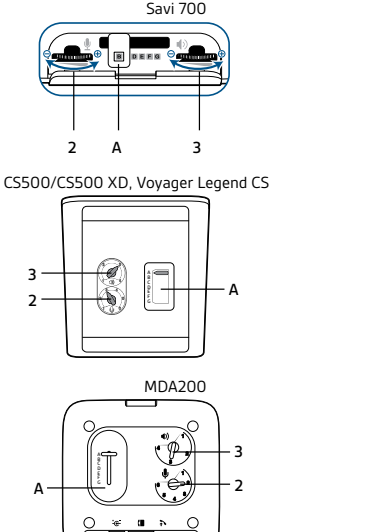
<p><b>CISCO MODELS:</b> 7942G, 7945G, 7962G, 7965G, 7975G, 7821, 7841, 7861, 8841, 8851, 8861</p> <p><b>SETUP</b></p> 	<p><b>CISCO MODELS:</b> 7942G, 7945G, 7962G, 7965G, 7975G, 7821, 7841, 7861, 8841, 8851, 8861 (Note: Installation with sidebar)</p> <p><b>SETUP</b></p> 	<p><b>CISCO MODELS:</b> 8961, 9951, 9971, 8851, 8861, 6945, DX70, DX80, DX650</p> <p><b>SETUP</b></p> 
--	---	--

# Electronic Hook Switch for Cisco
















<p><b>Cisco</b></p> <p><b>DESK PHONE MODELS</b>          APC-45 CABLE          SPA512          SPA514          SPA525G2</p> <p><b>APC-82 CABLE</b>          8941          8945          8945G          8946          8965          8965G</p> 	+	<p><b>EHS Cable</b></p> <p><b>APC-45</b>          P/N: 87317-01</p> <p><b>APU-82</b>          PN: 201081-01</p> 	+	<p><b>Plantronics Audio Solutions</b></p> <div style="display: flex; justify-content: space-around;"> <div data-bbox="1207 316 1354 625">  <p><b>SAVI 700 SERIES</b>              Wireless headset system manages PC, mobile and desk phone calls</p> </div> <div data-bbox="1396 349 1543 625">  <p><b>CS500/CS500 XD SERIES</b>              Wireless headsets manage desk phone calls</p> </div> <div data-bbox="1585 397 1732 625">  <p><b>MDA200</b>              Enables USB connectivity to the desk phone to manage both PC and desk phone calls</p> </div> <div data-bbox="1816 341 1963 625">  <p><b>VOYAGER LEGEND CS</b>              Wireless Bluetooth headset system manages desk phone and mobile calls</p> </div> </div>
--	---	--	---	---

## EHS Setup

Use the EHS setup below to automatically answer a desk phone call by pressing a button on your Savi 700 Series or CS500 Series headset or MDA200 or Voyager Legend CS.

<p><b>CISCO MODELS: SPA512, SPA514, SPA525G2</b></p> <p><b>SETUP</b></p>  <p><b>CONFIGURATION</b></p> 	<p><b>CISCO MODELS: 8941, 8945, 8945G, 8946, 8965, 8965G</b></p> <p><b>SETUP</b></p>  <p><b>CONFIGURATION</b></p> 
---	--

# Electronic Hook Switch for Funkwerk

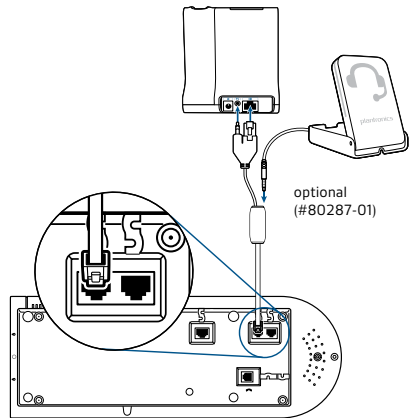
<p><b>Funkwerk</b></p> <p>DESK PHONE MODELS          CS410          CS410-U          IP-S400          CS290-U          IP290 plus</p> 	<p><b>EHS Cable</b></p> <p>APS-11*          PN: 37818-11</p>  <p>*APS-11 replaces APS-10</p>	<p><b>Plantronics Audio Solutions</b></p>  <table border="0"> <tr> <td data-bbox="1207 365 1354 503">  </td> <td data-bbox="1365 365 1543 503">  </td> <td data-bbox="1554 365 1732 503">  </td> <td data-bbox="1743 365 1942 503">  </td> </tr> <tr> <td data-bbox="1207 511 1354 625"> <p><b>SAVI 700 SERIES</b>              Wireless headset system manages PC, mobile and desk phone calls</p> </td> <td data-bbox="1365 511 1543 625"> <p><b>CS500/CS500 XD SERIES</b>              Wireless headsets manage desk phone calls</p> </td> <td data-bbox="1554 511 1732 625"> <p><b>MDA200</b>              Enables USB connectivity to the desk phone to manage both PC and desk phone calls</p> </td> <td data-bbox="1743 511 1942 625"> <p><b>VOYAGER LEGEND CS</b>              Wireless Bluetooth headset system manages desk phone and mobile calls</p> </td> </tr> </table>					<p><b>SAVI 700 SERIES</b>              Wireless headset system manages PC, mobile and desk phone calls</p>	<p><b>CS500/CS500 XD SERIES</b>              Wireless headsets manage desk phone calls</p>	<p><b>MDA200</b>              Enables USB connectivity to the desk phone to manage both PC and desk phone calls</p>	<p><b>VOYAGER LEGEND CS</b>              Wireless Bluetooth headset system manages desk phone and mobile calls</p>
										
<p><b>SAVI 700 SERIES</b>              Wireless headset system manages PC, mobile and desk phone calls</p>	<p><b>CS500/CS500 XD SERIES</b>              Wireless headsets manage desk phone calls</p>	<p><b>MDA200</b>              Enables USB connectivity to the desk phone to manage both PC and desk phone calls</p>	<p><b>VOYAGER LEGEND CS</b>              Wireless Bluetooth headset system manages desk phone and mobile calls</p>							

## EHS Setup

Use the EHS setup below to automatically answer a desk phone call by pressing a button on your Savi 700 Series or CS500 Series headset or MDA200 or Voyager Legend CS.

**FUNKWERK MODELS:** CS410, CS410-U, IP-S400, CS290-U, IP290 PLUS

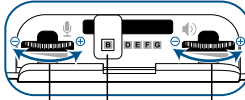
**SETUP**



optional (#80287-01)

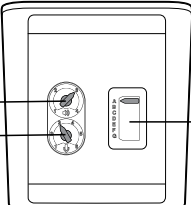
**CONFIGURATION**

Savi 700



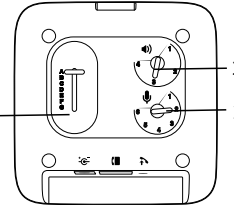
2 A 3

CS500/CS500 XD, Voyager Legend CS



3 2 A

MDA200



3 2 A

# Electronic Hook Switch for Mitel


**Mitel**



<b>DESK PHONE MODELS</b>	
5380	6865i
5370	6867i
6771	6869i
6773	5370ip
6775	5380ip
6735i*	6773ip
6737i*	6775ip
6739i	7434ip
6753i*	7444ip
6755i*	6757i CT
6757i*	

**EHS Cable**


APS-11\*  
PN: 37818-11




\*APS-11 replaces APS-10

**Plantronics Audio Solutions**







**SAVI 700 SERIES**  
Wireless headset system manages PC, mobile and desk phone calls



**CS500/CS500 XD SERIES**  
Wireless headsets manage desk phone calls



**MDA200**  
Enables USB connectivity to the desk phone to manage both PC and desk phone calls



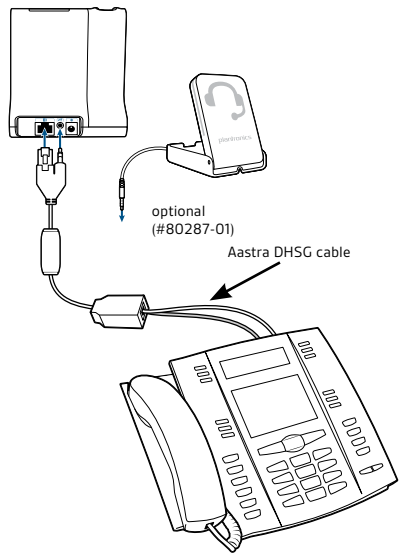
**VOYAGER LEGEND CS**  
Wireless Bluetooth headset system manages desk phone and mobile calls

## EHS Setup


Use the EHS setup below to automatically answer a desk phone call by pressing a button on your Savi 700 Series or CS500 Series headset or MDA200 or Voyager Legend CS.

**MITEL MODELS: 6737i, 6735i, 6757i, 6755i, 6753i**

**SETUP**



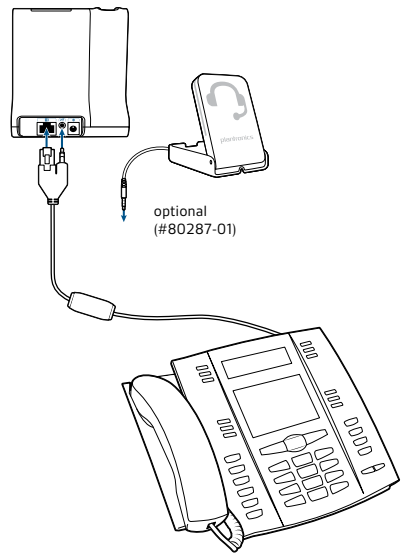
optional (#80287-01)  
Aastra DHSG cable



Only the Aastra DHSG cable should be connected directly to your phone. No 3rd party DHSG cables should be connected directly to the Aastra IP phone.

**MITEL MODELS: 6739i, 5380IP, 5370IP, 6775IP, 6773IP, 7444IP, 7434IP, 5380, 5370, 6775, 6773, 6771, 6757i CT**

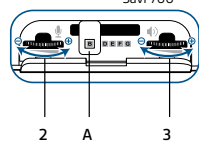
**SETUP**



optional (#80287-01)

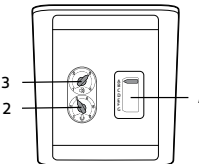
**CONFIGURATION**

Savi 700



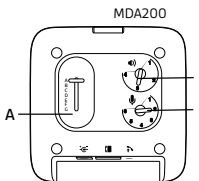
2 A 3

CS500/CS500 XD, Voyager Legend CS



3 A 2

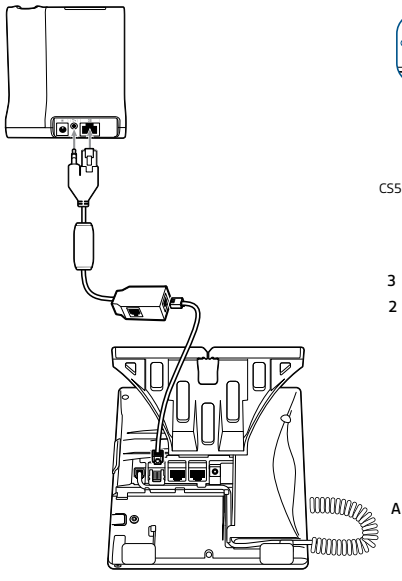
MDA200



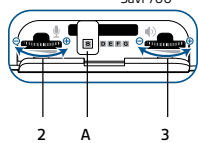
A 3 2

**MITEL MODELS: 6865i, 6867i, 6869i**

**SETUP**

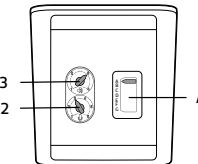


Savi 700



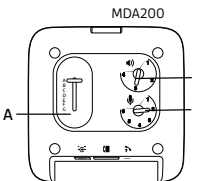
2 A 3

CS500/CS500 XD, Voyager Legend CS



3 A 2



MDA200



A 3 2



# Electronic Hook Switch for NEC

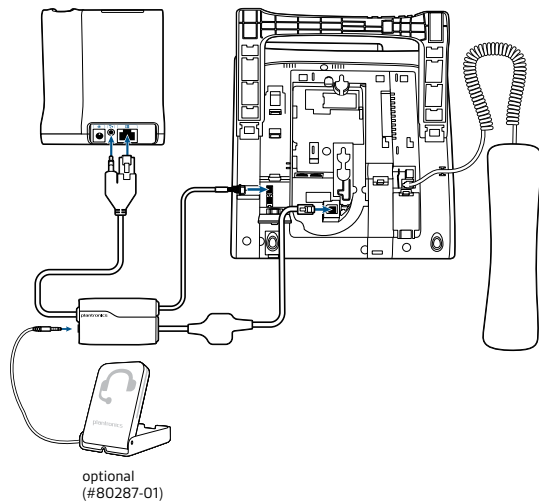
<p><b>NEC</b></p> <p>DESK PHONE MODELS DT 330/430 DT 730 DT 750 DT830/830G</p> 	+	<p><b>EHS Cable</b></p> <p>APN-91 PN: 89280-11</p> 	+	<p><b>Plantronics Audio Solutions</b></p> <div style="display: flex; justify-content: space-around;"> <div data-bbox="1207 316 1312 365"> </div> <div data-bbox="1228 365 1354 503"> </div> <div data-bbox="1407 349 1522 503"> </div> <div data-bbox="1585 397 1732 511"> </div> <div data-bbox="1816 341 1942 503"> </div> </div> <div style="display: flex; justify-content: space-around; margin-top: 10px;"> <div data-bbox="1207 511 1365 625"> <p><b>SAVI 700 SERIES</b> Wireless headset system manages PC, mobile and desk phone calls</p> </div> <div data-bbox="1386 511 1554 625"> <p><b>CS500/CS500 XD SERIES</b> Wireless headsets manage desk phone calls</p> </div> <div data-bbox="1564 511 1764 625"> <p><b>MDA200</b> Enables USB connectivity to the desk phone to manage both PC and desk phone calls</p> </div> <div data-bbox="1774 511 1984 625"> <p><b>VOYAGER LEGEND CS</b> Wireless Bluetooth headset system manages desk phone and mobile calls</p> </div> </div>
--	---	---	---	---

## EHS Setup

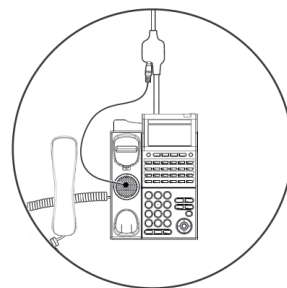
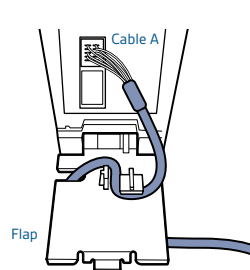
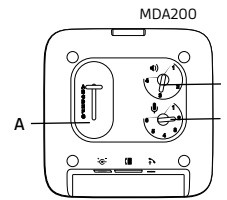
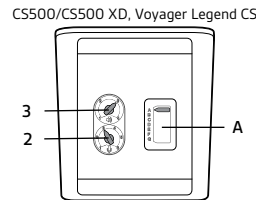
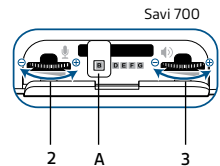
Use the EHS setup below to automatically answer a desk phone call by pressing a button on your Savi 700 Series or CS500 Series headset or MDA200 or Voyager Legend CS.

**NEC MODELS:** DT 330/430, DT 730, DT 750, DT830/830G

### SETUP



### CONFIGURATION


















Install the ringer detect device on the phone over the speaker, under the handset. This is then plugged into the socket mounted midway along the audio cable. Supports only DT700/300 Series. Please contact NEC for more information.

**⚠ Note:** Disconnect the phone from the network cable prior to installing the EHS cable. Insert cable "A" per diagram, and install the plastic flap included with the APN-91 cable, per the diagram prior to reconnecting the network connection. Please wait 20-30 seconds after all connections are made before pressing the headset button to make a call. Please contact NEC for more information.

\*The NEC DT Series phones come in 2 versions, the std SIP (used with NEC product SIP@NET and 3C) and the i-SIP/N-SIP versions which are used with the SV8100, SV8300 and SV8500. The APN-91 only works with the i-SIP/N-SIP versions of the DT700 terminals.

For phone set-up, please refer to your specific phone manufacturers instructions.

# Electronic Hook Switch for Polycom

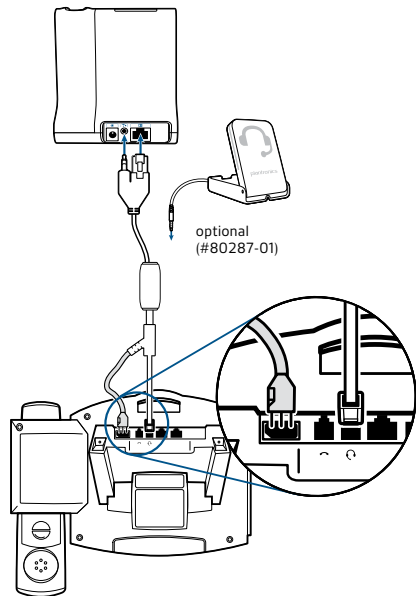
<p><b>Polycom</b></p>  <p><b>DESK PHONE MODELS</b>          SoundPoint® IP 320          SoundPoint IP 321          SoundPoint IP 330          SoundPoint IP 331          SoundPoint IP 335          SoundPoint IP 430          SoundPoint IP 450          SoundPoint IP 550          SoundPoint IP 560          SoundPoint IP 650          SoundPoint IP 670          VVX300    VVX500          VVX310    VVX600          VVX400    VVX1500          VVX410</p>	<p><b>EHS Cable</b></p> <p>APP-51*          PN: 38439-11</p>  <p>*APS-11 replaces APS-10</p>	<p><b>Plantronics Audio Solutions</b></p>  <table border="0"> <tr> <td data-bbox="1220 363 1346 505">  <p><b>SAVI 700 SERIES</b>              Wireless headset system manages PC, mobile and desk phone calls</p> </td> <td data-bbox="1409 350 1524 505">  <p><b>CS500/CS500 XD SERIES</b>              Wireless headsets manage desk phone calls</p> </td> <td data-bbox="1593 402 1734 505">  <p><b>MDA200</b>              Enables USB connectivity to the desk phone to manage both PC and desk phone calls</p> </td> <td data-bbox="1814 342 1940 505">  <p><b>VOYAGER LEGEND CS</b>              Wireless Bluetooth headset system manages desk phone and mobile calls</p> </td> </tr> </table>	 <p><b>SAVI 700 SERIES</b>              Wireless headset system manages PC, mobile and desk phone calls</p>	 <p><b>CS500/CS500 XD SERIES</b>              Wireless headsets manage desk phone calls</p>	 <p><b>MDA200</b>              Enables USB connectivity to the desk phone to manage both PC and desk phone calls</p>	 <p><b>VOYAGER LEGEND CS</b>              Wireless Bluetooth headset system manages desk phone and mobile calls</p>
 <p><b>SAVI 700 SERIES</b>              Wireless headset system manages PC, mobile and desk phone calls</p>	 <p><b>CS500/CS500 XD SERIES</b>              Wireless headsets manage desk phone calls</p>	 <p><b>MDA200</b>              Enables USB connectivity to the desk phone to manage both PC and desk phone calls</p>	 <p><b>VOYAGER LEGEND CS</b>              Wireless Bluetooth headset system manages desk phone and mobile calls</p>			

## EHS Setup

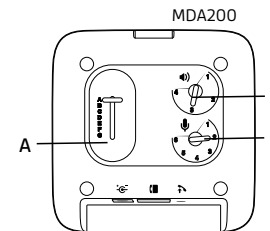
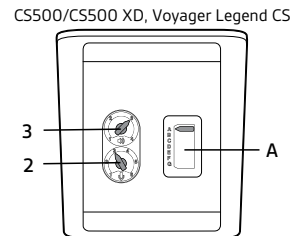
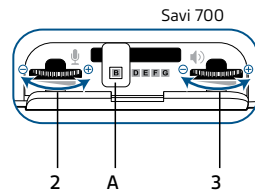
Use the EHS setup below to automatically answer a desk phone call by pressing a button on your Savi 700 Series or CS500 Series headset or MDA200 or Voyager Legend CS.

**POLYCOM MODELS:** SOUNDPOINT IP 320, 321, 330, 331, 335, 430, 450, 550, 560, 650, 670, VVX300, VVX310, VVX400, VVX410, VVX500, VVX600, VVX1500
















### SETUP



### CONFIGURATION



# Electronic Hook Switch for ShoreTel

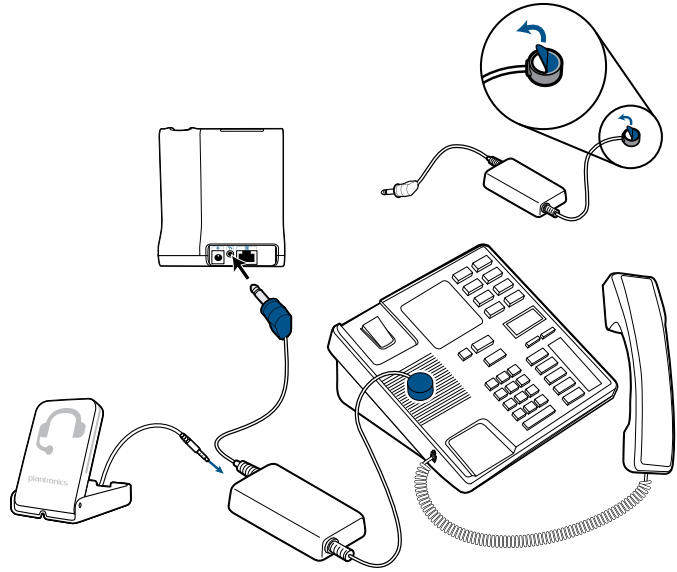
<p><b>ShoreTel</b></p>  <p><b>DESK PHONE MODELS</b></p> <table border="0"> <tr><td>IIP212K</td><td>IP485G</td></tr> <tr><td>IP230</td><td>IP560</td></tr> <tr><td>IP265</td><td>IP560 (g)</td></tr> <tr><td>IP480</td><td>IP565 (g)</td></tr> <tr><td>IP480G</td><td>IP655*</td></tr> </table>	IIP212K	IP485G	IP230	IP560	IP265	IP560 (g)	IP480	IP565 (g)	IP480G	IP655*	+	<p><b>EHS Cable</b></p> <p>RD-1 PN: 78887-01 <b>Not available in Europe.</b> <b>Please use the HL10 Lifter.</b></p>  <p><small>*IP 655 uses APD-80 with ShoreTel software version 14 and above</small></p>	+	<p><b>Plantronics Audio Solutions</b></p>  <table border="0"> <tr> <td data-bbox="1218 365 1354 503">  <p><b>SAVI 700 SERIES</b> Wireless headset system manages PC, mobile and desk phone calls</p> </td> <td data-bbox="1396 365 1533 503">  <p><b>CS500/CS500 XD SERIES</b> Wireless headsets manage desk phone calls</p> </td> <td data-bbox="1585 406 1732 503">  <p><b>MDA200</b> Enables USB connectivity to the desk phone to manage both PC and desk phone calls</p> </td> <td data-bbox="1806 341 1942 503">  <p><b>VOYAGER LEGEND CS</b> Wireless Bluetooth headset system manages desk phone and mobile calls</p> </td> </tr> </table>	 <p><b>SAVI 700 SERIES</b> Wireless headset system manages PC, mobile and desk phone calls</p>	 <p><b>CS500/CS500 XD SERIES</b> Wireless headsets manage desk phone calls</p>	 <p><b>MDA200</b> Enables USB connectivity to the desk phone to manage both PC and desk phone calls</p>	 <p><b>VOYAGER LEGEND CS</b> Wireless Bluetooth headset system manages desk phone and mobile calls</p>
IIP212K	IP485G																	
IP230	IP560																	
IP265	IP560 (g)																	
IP480	IP565 (g)																	
IP480G	IP655*																	
 <p><b>SAVI 700 SERIES</b> Wireless headset system manages PC, mobile and desk phone calls</p>	 <p><b>CS500/CS500 XD SERIES</b> Wireless headsets manage desk phone calls</p>	 <p><b>MDA200</b> Enables USB connectivity to the desk phone to manage both PC and desk phone calls</p>	 <p><b>VOYAGER LEGEND CS</b> Wireless Bluetooth headset system manages desk phone and mobile calls</p>															

## EHS Setup

Use the EHS setup below to automatically answer a desk phone call by pressing a button on your Savi 700 Series or CS500 Series headset or MDA200 or Voyager Legend CS.

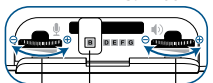
**SHORTEL MODELS:** IP 212K, 230, 265, 480, 480G, 485G, 560, 560G, 565G, 655

**SETUP**



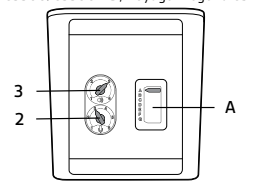
**CONFIGURATION**

Savi 700



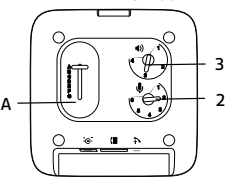
2 A 3

CS500/CS500 XD, Voyager Legend CS



3 2 A

MDA200



3 2 A

# Electronic Hook Switch for Snom

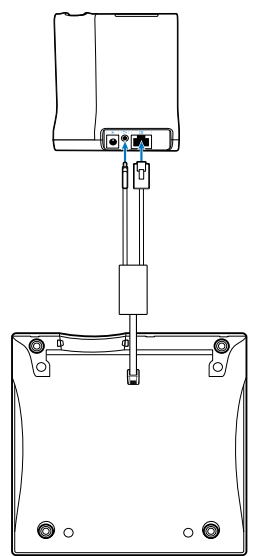
<p><b>Snom</b></p>  <p>Firmware Min 6.5.8</p>	<p><b>DESK PHONE MODELS</b></p> <ul style="list-style-type: none"> <li>320</li> <li>360</li> <li>370</li> <li>820</li> <li>870</li> </ul>	+	<p><b>EHS Cable</b></p> <p>ORDER FROM SNOM EHS Advance PN: 2362</p> 	+	<p><b>Plantronics Audio Solutions</b></p> <div style="display: flex; justify-content: space-around;"> <div style="text-align: center;">  <p><b>SAVI 700 SERIES</b> Wireless headset system manages PC, mobile and desk phone calls</p> </div> <div style="text-align: center;">  <p><b>CS500/CS500 XD SERIES</b> Wireless headsets manage desk phone calls</p> </div> <div style="text-align: center;">  <p><b>MDA200</b> Enables USB connectivity to the desk phone to manage both PC and desk phone calls</p> </div> <div style="text-align: center;">  <p><b>VOYAGER LEGEND CS</b> Wireless Bluetooth headset system manages desk phone and mobile calls</p> </div> </div>
--	---	---	--	---	---

## EHS Setup

Use the EHS setup below to automatically answer a desk phone call by pressing a button on your Savi 700 Series or CS500 Series headset or MDA200 or Voyager Legend CS.

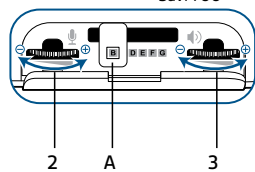
**SNOM MODELS: 320, 360, 370, 820, 821, 870**

**SETUP**

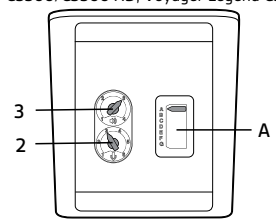


**CONFIGURATION**

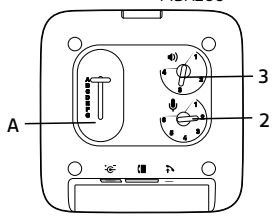
Savi 700



CS500/CS500 XD, Voyager Legend CS


















MDA200



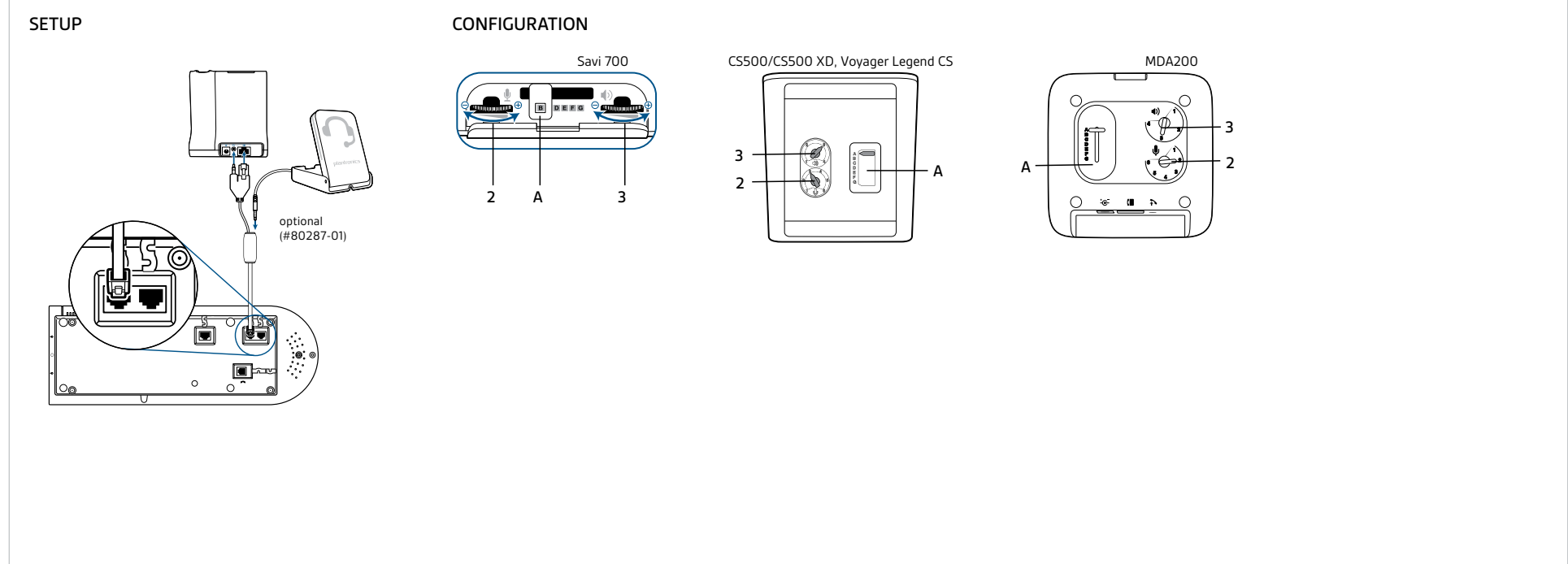


# Electronic Hook Switch for Tenovis







<p><b>Tenovis</b></p>  <p><b>DESK PHONE MODELS</b>          T3 Classic with Interface Adapter          T3 IP Classic          T3 IP II Classic          T3 IP Classic with Interface Adapter          TH13          TM13          TS13          T3 Compact          T3 IP Comfort          T3 IP II Comfort          OS 13          OS33</p>	<p><b>EHS Cable</b></p> <p>APT-31*          PN: 37820-11</p>  <p>*APT-31 replaces APT-30</p>	<p><b>Plantronics Audio Solutions</b></p>  <table border="0"> <tr> <td data-bbox="1207 365 1375 511">  <p><b>SAVI 700 SERIES</b>              Wireless headset system manages PC, mobile and desk phone calls</p> </td> <td data-bbox="1396 365 1564 511">  <p><b>CS500/CS500 XD SERIES</b>              Wireless headsets manage desk phone calls</p> </td> <td data-bbox="1585 365 1753 511">  <p><b>MDA200</b>              Enables USB connectivity to the desk phone to manage both PC and desk phone calls</p> </td> <td data-bbox="1774 365 1942 511">  <p><b>VOYAGER LEGEND CS</b>              Wireless Bluetooth headset system manages desk phone and mobile calls</p> </td> </tr> </table>	 <p><b>SAVI 700 SERIES</b>              Wireless headset system manages PC, mobile and desk phone calls</p>	 <p><b>CS500/CS500 XD SERIES</b>              Wireless headsets manage desk phone calls</p>	 <p><b>MDA200</b>              Enables USB connectivity to the desk phone to manage both PC and desk phone calls</p>	 <p><b>VOYAGER LEGEND CS</b>              Wireless Bluetooth headset system manages desk phone and mobile calls</p>
 <p><b>SAVI 700 SERIES</b>              Wireless headset system manages PC, mobile and desk phone calls</p>	 <p><b>CS500/CS500 XD SERIES</b>              Wireless headsets manage desk phone calls</p>	 <p><b>MDA200</b>              Enables USB connectivity to the desk phone to manage both PC and desk phone calls</p>	 <p><b>VOYAGER LEGEND CS</b>              Wireless Bluetooth headset system manages desk phone and mobile calls</p>			

**EHS Setup**  
 Use the EHS setup below to automatically answer a desk phone call by pressing a button on your Savi 700 Series or CS500 Series headset or MDA200 or Voyager Legend CS.

**TENOVIS MODELS:** T3 CLASSIC WITH INTERFACE ADAPTER, T3 IP CLASSIC, T3 IP II CLASSIC T3 CLASSIC WITH INTERFACE ADAPTER, TH13, TM13, TS13, T3 COMPACT, T3 IP COMFORT, T3 IP II COMFORT, OS 13, OS33



# Electronic Hook Switch for Tiptel

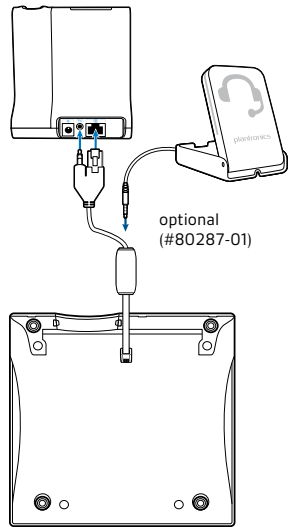
<p><b>Tiptel</b></p>  <p>DESK PHONE MODELS 85 System (works with PABX Family Tiptel 3011/22 system/office) 274 275</p>	+	<p><b>EHS Cable</b></p> <p>APS-11* PN: 37818-11</p>  <p>*APS-11 replaces APS-10</p>	+	<p><b>Plantronics Audio Solutions</b></p> <div style="display: flex; justify-content: space-around;"> <div style="text-align: center;">  <p><b>SAVI 700 SERIES</b> Wireless headset system manages PC, mobile and desk phone calls</p> </div> <div style="text-align: center;">  <p><b>CS500/CS500 XD SERIES</b> Wireless headsets manage desk phone calls</p> </div> <div style="text-align: center;">  <p><b>MDA200</b> Enables USB connectivity to the desk phone to manage both PC and desk phone calls</p> </div> <div style="text-align: center;">  <p><b>VOYAGER LEGEND CS</b> Wireless Bluetooth headset system manages desk phone and mobile calls</p> </div> </div>
--	---	---	---	---

## EHS Setup

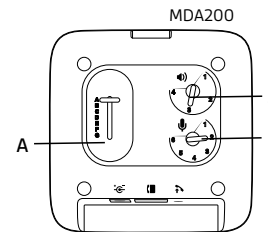
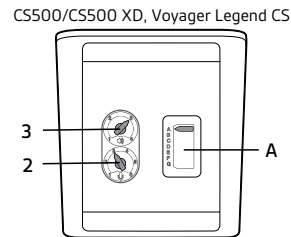
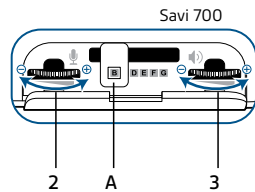
Use the EHS setup below to automatically answer a desk phone call by pressing a button on your Savi 700 Series or CS500 Series headset or MDA200 or Voyager Legend CS.

TIPTEL MODELS: 85 SYSTEM, 274, 275
















### SETUP



### CONFIGURATION



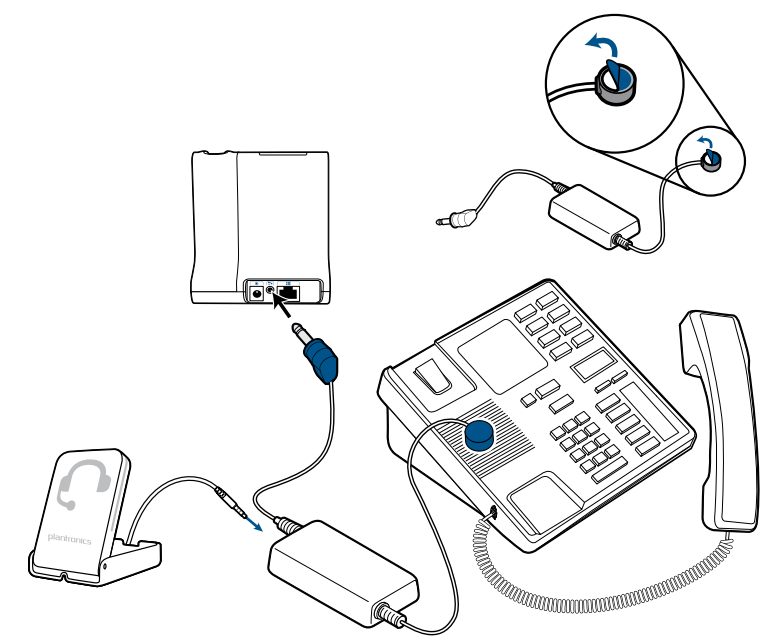
# Electronic Hook Switch for Toshiba

<p><b>Toshiba</b></p>  <p><b>DESK PHONE MODELS</b>          DP 5118-DP          IPT 2008 SDL          DP 5130-SDL          IPT 2010-SD          DP 5X22-SD          IPT 2020-SD          DP 5X32-SD</p>	<p><b>EHS Cable</b></p> <p>RD-1          PN: 78887-01  <i>Not available in Europe.          Please use the HL10 Lifter.</i></p> 	<p><b>Plantronics Audio Solutions</b></p>  <table border="0"> <tr> <td data-bbox="1197 357 1365 503">  <p><b>SAVI 700 SERIES</b> Wireless headset system manages PC, mobile and desk phone calls</p> </td> <td data-bbox="1386 357 1554 503">  <p><b>CS500/CS500 XD SERIES</b> Wireless headsets manage desk phone calls</p> </td> <td data-bbox="1575 357 1743 503">  <p><b>MDA200</b> Enables USB connectivity to the desk phone to manage both PC and desk phone calls</p> </td> <td data-bbox="1764 357 1932 503">  <p><b>VOYAGER LEGEND CS</b> Wireless Bluetooth headset system manages desk phone and mobile calls</p> </td> </tr> </table>	 <p><b>SAVI 700 SERIES</b> Wireless headset system manages PC, mobile and desk phone calls</p>	 <p><b>CS500/CS500 XD SERIES</b> Wireless headsets manage desk phone calls</p>	 <p><b>MDA200</b> Enables USB connectivity to the desk phone to manage both PC and desk phone calls</p>	 <p><b>VOYAGER LEGEND CS</b> Wireless Bluetooth headset system manages desk phone and mobile calls</p>
 <p><b>SAVI 700 SERIES</b> Wireless headset system manages PC, mobile and desk phone calls</p>	 <p><b>CS500/CS500 XD SERIES</b> Wireless headsets manage desk phone calls</p>	 <p><b>MDA200</b> Enables USB connectivity to the desk phone to manage both PC and desk phone calls</p>	 <p><b>VOYAGER LEGEND CS</b> Wireless Bluetooth headset system manages desk phone and mobile calls</p>			

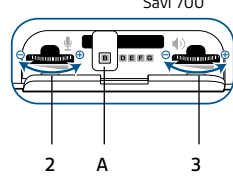
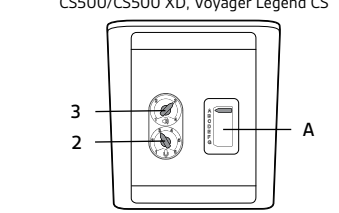
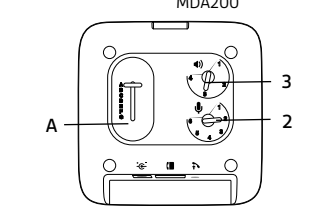
**EHS Setup**  
 Use the EHS setup below to automatically answer a desk phone call by pressing a button on your Savi 700 Series or CS500 Series headset or MDA200 or Voyager Legend CS.

**TOSHIBA MODELS:** DP 051180-DP, DP 5130-SDL, DP 5X22-SD, DP-5X32, IPT 2008-SDL, IPT 2010-SDL, IPT 2020-SD







**SETUP**



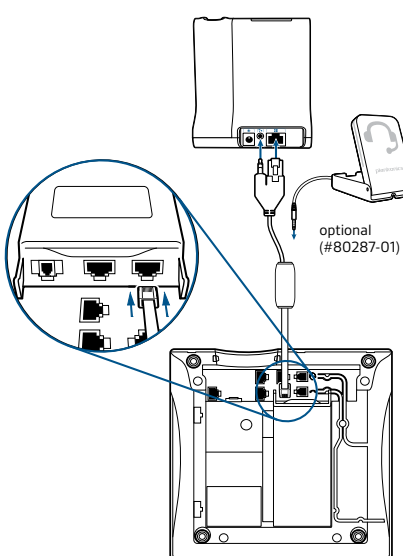
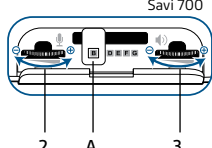
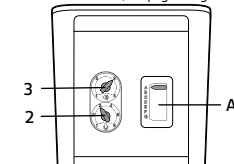
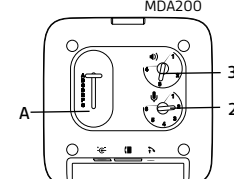
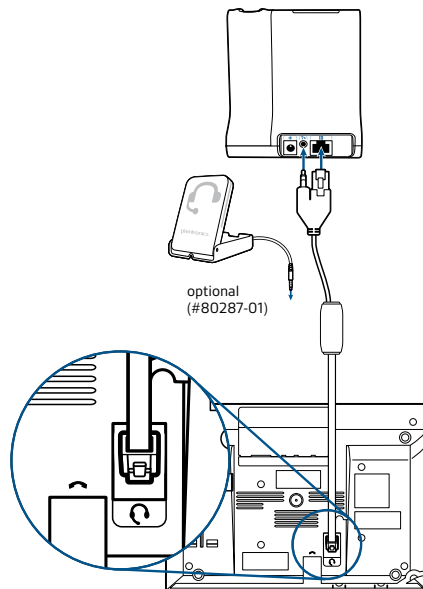
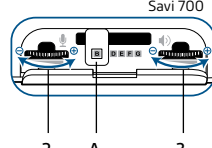
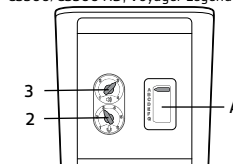
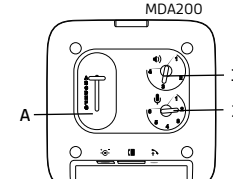
**CONFIGURATION**

<p>Savi 700</p>  <p>2 A 3</p>	<p>CS500/CS500 XD, Voyager Legend CS</p>  <p>3 2 A</p>	<p>MDA200</p>  <p>A 3 2</p>
--	--	---

# Electronic Hook Switch for T-Systems








<p><b>T-Systems</b></p>  <p><b>DESK PHONE MODELS</b>          F20          F30          F40          F50          F630          F640          F660          F680</p>	+	<p><b>EHS Cable</b></p> <p>APS-11*          PN: 37818-11</p>  <p>*APS-11 replaces APS-10</p>	+	<p><b>Plantronics Audio Solutions</b></p>
				<div style="display: flex; justify-content: space-around; align-items: flex-start;"> <div style="text-align: center;">  <p><b>SAVI 700 SERIES</b>              Wireless headset system manages PC, mobile and desk phone calls</p> </div> <div style="text-align: center;">  <p><b>CS500/CS500 XD SERIES</b>              Wireless headsets manage desk phone calls</p> </div> <div style="text-align: center;">  <p><b>MDA200</b>              Enables USB connectivity to the desk phone to manage both PC and desk phone calls</p> </div> <div style="text-align: center;">  <p><b>VOYAGER LEGEND CS</b>              Wireless Bluetooth headset system manages desk phone and mobile calls</p> </div> </div>

**EHS Setup**  
 Use the EHS setup below to automatically answer a desk phone call by pressing a button on your Savi 700 Series or CS500 Series headset or MDA200 or Voyager Legend CS.

<p><b>T-SYSTEMS MODELS: F20, F30, F40, F50</b></p> <p><b>SETUP</b></p> 	<p><b>CONFIGURATION</b></p> <p>Savi 700</p>  <p>CS500/CS500 XD, Voyager Legend CS</p>  <p>MDA200</p> 	<p><b>T-SYSTEMS MODELS: F630, F640, F660, F680</b></p> <p><b>SETUP</b></p> 	<p><b>CONFIGURATION</b></p> <p>Savi 700</p>  <p>CS500/CS500 XD, Voyager Legend CS</p>  <p>MDA200</p> 
---	---	---	---

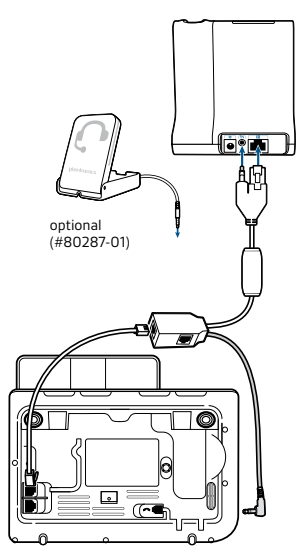
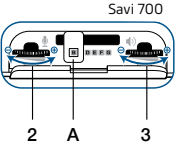
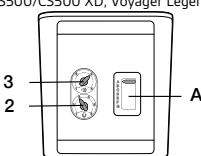
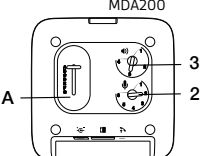
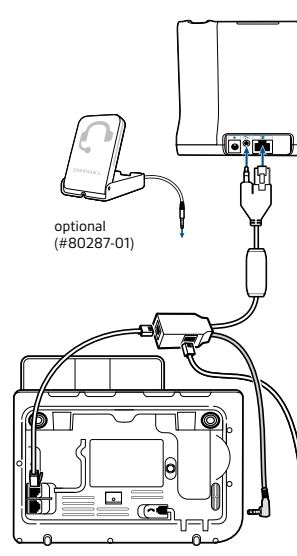
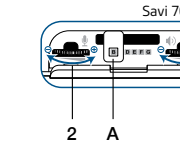
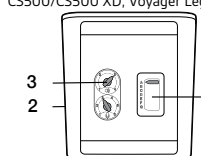
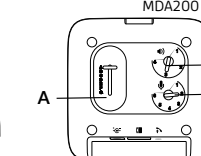
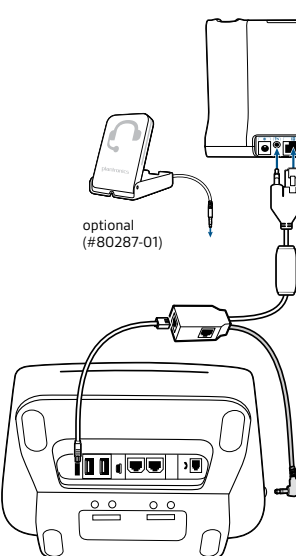
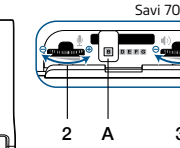
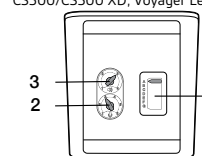
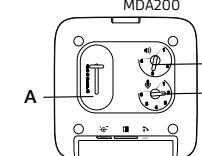


# Electronic Hook Switch for T-Systems







<p><b>T-Systems</b></p> <p>DESK PHONE MODELS</p> <ul style="list-style-type: none"> <li>140 IP</li> <li>141</li> <li>150 IP</li> <li>151</li> <li>160 IP</li> </ul> 	+	<p><b>EHS Cable</b></p> <p>APA-23* PN: 38908-11</p>  <p>*APA-23 replaces APA-20 and APA-22</p>	+	<p><b>Plantronics Audio Solutions</b></p>  <div style="display: flex; justify-content: space-around;"> <div data-bbox="1218 365 1354 511">  <p><b>SAVI 700 SERIES</b> Wireless headset system manages PC, mobile and desk phone calls</p> </div> <div data-bbox="1396 365 1533 511">  <p><b>CS500/CS500 XD SERIES</b> Wireless headsets manage desk phone calls</p> </div> <div data-bbox="1585 406 1732 511">  <p><b>MDA200</b> Enables USB connectivity to the desk phone to manage both PC and desk phone calls</p> </div> <div data-bbox="1806 341 1942 511">  <p><b>VOYAGER LEGEND CS</b> Wireless Bluetooth headset system manages desk phone and mobile calls</p> </div> </div>
---	---	--	---	---

## EHS Setup

Use the EHS setup below to automatically answer a desk phone call by pressing a button on your Savi 700 Series or CS500 Series headset or MDA200 or Voyager Legend CS.

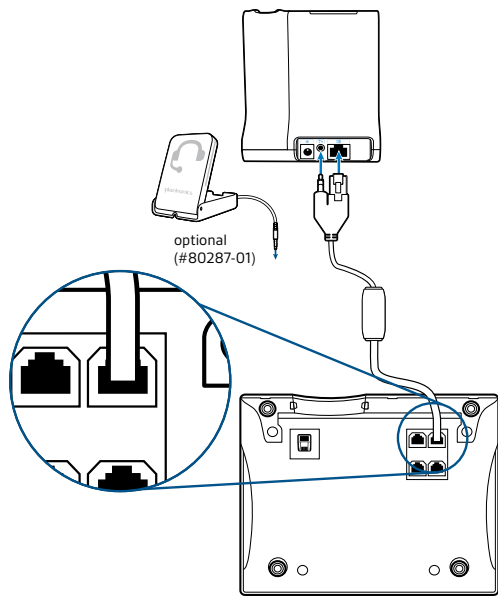
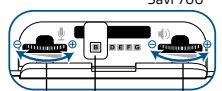
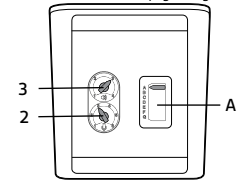
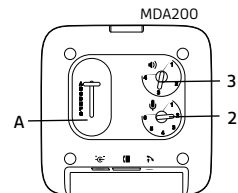
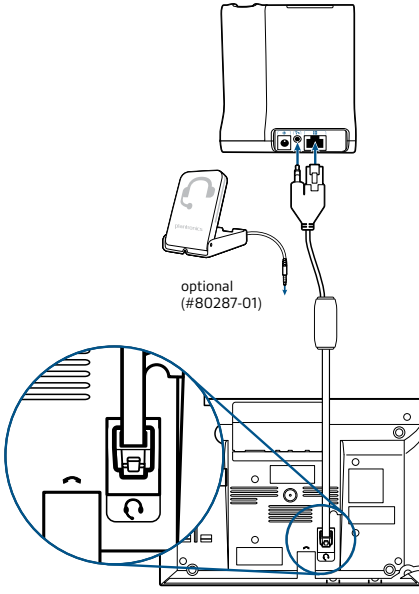
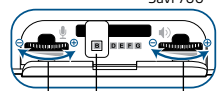
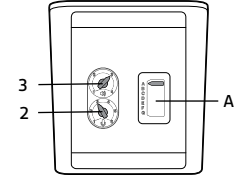
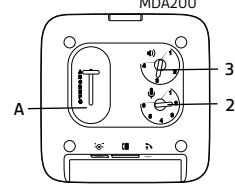
T-SYSTEMS MODELS: IP PHONES		T-SYSTEMS MODELS: 141, 151		T-SYSTEMS MODELS: MY IC 8082	
SETUP	CONFIGURATION	SETUP	CONFIGURATION	SETUP	CONFIGURATION
 <p>optional (#80287-01)</p>	<p><b>Savi 700</b></p>  <p>2 A 3</p> <p><b>CS500/CS500 XD, Voyager Legend CS</b></p>  <p>3 2 A</p> <p><b>MDA200</b></p>  <p>3 A 2</p>	 <p>optional (#80287-01)</p>	<p><b>Savi 700</b></p>  <p>2 A 3</p> <p><b>CS500/CS500 XD, Voyager Legend CS</b></p>  <p>3 2 A</p> <p><b>MDA200</b></p>  <p>3 A 2</p>	 <p>optional (#80287-01)</p>	<p><b>Savi 700</b></p>  <p>2 A 3</p> <p><b>CS500/CS500 XD, Voyager Legend CS</b></p>  <p>3 2 A</p> <p><b>MDA200</b></p>  <p>3 A 2</p>

# Electronic Hook Switch for Unify

<p><b>Unify</b></p> <p>DESK PHONE MODELS</p> <ul style="list-style-type: none"> <li>OpenScope IP 35G</li> <li>OpenScope IP 55G</li> <li>OpenStage 30</li> <li>OpenStage 40</li> <li>OpenStage 60</li> <li>OpenStage 80</li> <li>Optipoint 410</li> <li>Optipoint 420</li> <li>Optipoint 500</li> <li>Optipoint 600</li> </ul> 	<p><b>EHS Cable</b></p> <p>APS-11* PN: 37818-11</p>  <p>*APS-11 replaces APS-10</p>	<p><b>Plantronics Audio Solutions</b></p> <div style="display: flex; justify-content: space-around;"> <div data-bbox="1205 315 1346 505">  <p><b>SAVI 700 SERIES</b> Wireless headset system manages PC, mobile and desk phone calls</p> </div> <div data-bbox="1404 354 1524 505">  <p><b>CS500/CS500 XD SERIES</b> Wireless headsets manage desk phone calls</p> </div> <div data-bbox="1593 402 1734 505">  <p><b>MDA200</b> Enables USB connectivity to the desk phone to manage both PC and desk phone calls</p> </div> <div data-bbox="1814 342 1934 505">  <p><b>VOYAGER LEGEND CS</b> Wireless Bluetooth headset system manages desk phone and mobile calls</p> </div> </div>
---	---	---

## EHS Setup

Use the EHS setup below to automatically answer a desk phone call by pressing a button on your Savi 700 Series or CS500 Series headset or MDA200 or Voyager Legend CS.

<p><b>UNIFY MODELS: OPENScape IP 35G, OPENScape IP 55G, OPTIPOINT 410, OPTIPOINT 420, OPTIPOINT 500, OPTIPOINT 600</b></p> <p><b>SETUP</b></p>  <p><b>CONFIGURATION</b></p> <p>Savi 700</p>  <p>CS500/CS500 XD, Voyager Legend CS</p>  <p>MDA200</p> 	<p><b>UNIFY MODELS: OPENStage 30, 40, 60, 80</b></p> <p><b>SETUP</b></p>  <p><b>CONFIGURATION</b></p> <p>Savi 700</p>  <p>CS500/CS500 XD, Voyager Legend CS</p>  <p>MDA200</p> 
---	---